



**RESEARCH  
INSTITUTE  
for HOME CARE**

ADVANCING HOME CARE  
THROUGH RESEARCH

## HOME HEALTH: MASSACHUSETTS

# Massachusetts's Home Health Patients & Workforce

**ACROSS MASSACHUSETTS**, home health care providers are offering care to thousands of seniors, many of whom are living with chronic conditions. The state's home health sector also generates jobs, which help to support the state's overall economy.

The Medicare home health benefit covers skilled nursing care and therapy services provided to patients in their own residence. The patient must be under the care of a physician-approved place of care, meet the definition of "homebound," and be in need of skilled services on an intermittent basis. Patients often receive home health care following an acute care hospital discharge or because they require certain rehabilitation services. Services include care from highly skilled nurses, physical therapists, occupational therapists, speech-language pathologists, and medical social workers. Home health aides provide personal care services for patients if needed to support skilled nursing services.

As Massachusetts's senior population grows, home health is poised to provide these needed health care services to the state's seniors.

## Economic Profile of Home Health<sup>1</sup>

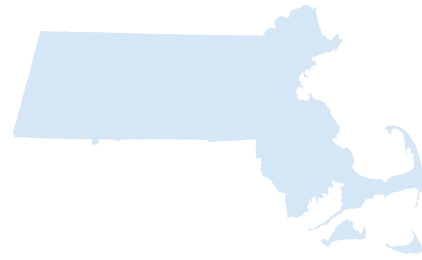
- 40,076** Number of Home Health Employees
- 57,321** Number of Jobs Created by Home Health
- \$2.0B** Home Health Total Wages
- \$3.0B** Total Impact on State Labor Income

1. KING Health Consulting, LLC and the Research Institute for Home Care; .

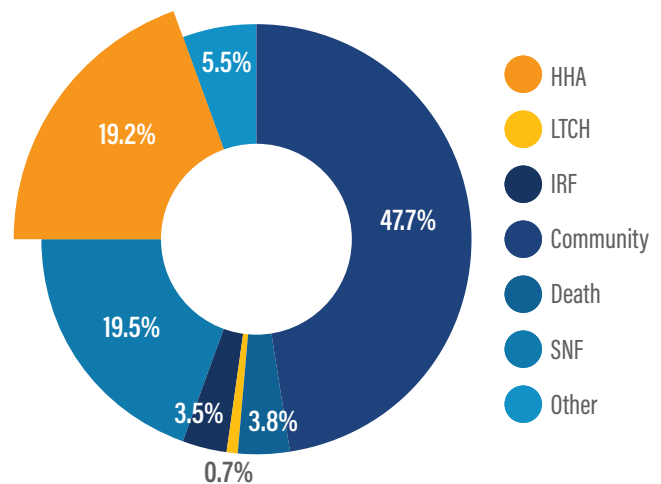
(Citing and analyzing from Quarterly Census of Employment and Wages collected by the U.S. Bureau of Labor Statistics, 2022).

2. Home Care Chartbook Data. November 2022. (Citing and analyzing from Medicare Standard Analytics Files, 2022).

3. Kaiser Family Foundation Analysis of CMS State/County Penetration file. 2021. <http://kff.org/medicare/state-indicator/total-medicare-beneficiaries/#>



## Initial Patient Destinations Following an Inpatient Hospital Stay for Medicare Beneficiaries in 2022 in Massachusetts<sup>2</sup>



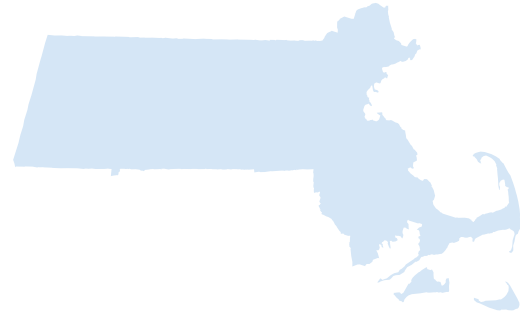
## SPOTLIGHT: HOME HEALTH & MEDICARE

*Massachusetts's Medicare Home Health Users are typically much sicker than the general Medicare population*

	Medicare Beneficiaries in Massachusetts who use Home Health	All Medicare Beneficiaries in Massachusetts
<b>Total Number</b>	101,757 <sup>2</sup>	1,374,243 <sup>3</sup>
<b>Percentage with 3+ Chronic Conditions</b>	85.14% <sup>2</sup>	10.17% <sup>2</sup>

**HOME HEALTH: MASSACHUSETTS**

# Home Health Outcomes and Met Quality Measures



**MASSACHUSETTS** home health care agencies provide high-quality, critical care to patients in their homes, helping those patients meet their goals and avoid rehospitalizations.

The Medicare home health benefit covers skilled nursing care and therapy services provided to patients in their own residence. The patient must be under the care of a physician-approved place of care, meet the definition of “homebound,” and be in need of skilled services on an intermittent basis. Patients often receive home health care following an acute care hospital discharge or because they

require certain rehabilitation services. Services include care from highly skilled nurses, physical therapists, occupational therapists, speech-language pathologists, and medical social workers. Home health aides provide personal care services for patients if needed to support skilled nursing services.

For an aging population, home health offers the unique ability to provide care in a setting familiar to the patient while improving outcomes and providing excellent care to patients and their families.

## How Often Home Health Team Met Quality Measures Related to Patient Care in 2022<sup>1</sup>

	Taught patients (or their family caregivers) about their drugs	Began care in timely manner	Made Sure that Their Patients Have Received a Flu Shot for the Current Flu Season
<b>STATE</b>	<b>98.3%</b>	<b>95.0%</b>	<b>74.4%</b>
<b>NATIONAL</b>	98.5%	95.7%	75.4%

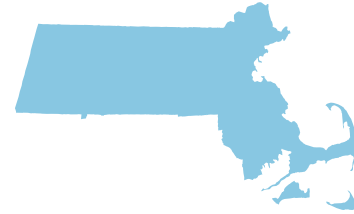
## 2022 Averages for Patient Outcomes while in Home Health Care<sup>1</sup>

	Got better at bathing	Got better at walking or moving around	Got better at getting in and out of bed	Got better at taking drugs correctly by mouth
<b>STATE</b>	<b>85.1%</b>	<b>83.9%</b>	<b>86.6%</b>	<b>79.1%</b>
<b>NATIONAL</b>	85.3%	83.1%	84.3%	80.5%

<sup>1</sup> KING Health Consulting, LLC and the Research Institute for Home Care; Home Care Chartbook Data. November 2023  
(Citing and analyzing from Centers for Medicare and Medicaid Services, Medicare Home Health Compare, 2022)

**HOME HEALTH: MASSACHUSETTS**

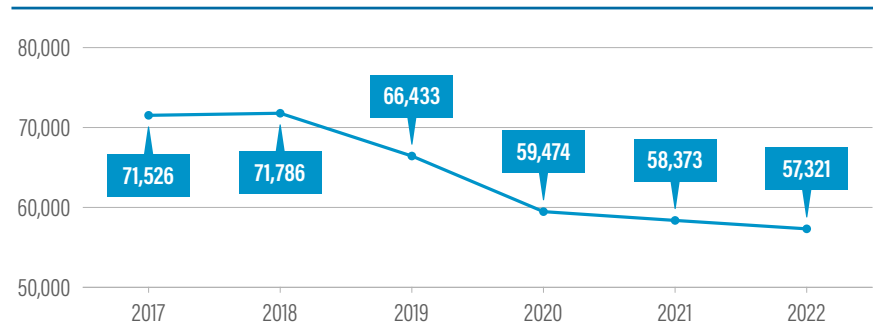
# Home Health Year-Over-Year Snapshot



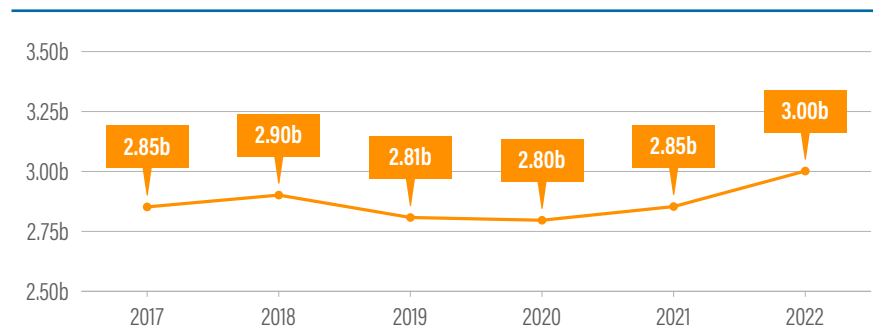
**EVERY YEAR MASSACHUSETTS**

home health care providers serve a range of Medicare beneficiaries across the state. The Medicare home health benefit covers skilled nursing care and therapy services provided to patients in their own residence. The patient must be under the care of a physician-approved place of care, meet the definition of “homebound,” and be in need of skilled services on an intermittent basis. Patients often receive home health care following an acute care hospital discharge or because they require certain rehabilitation services. Services include care from highly skilled nurses, physical therapists, occupational therapists, speech-language pathologists, and medical social workers. Home health aides provide personal care services for patients if needed to support skilled nursing services. For an aging population, home health offers the unique ability to provide care in a setting familiar to the patient while improving outcomes and providing excellent care to patients and their families.

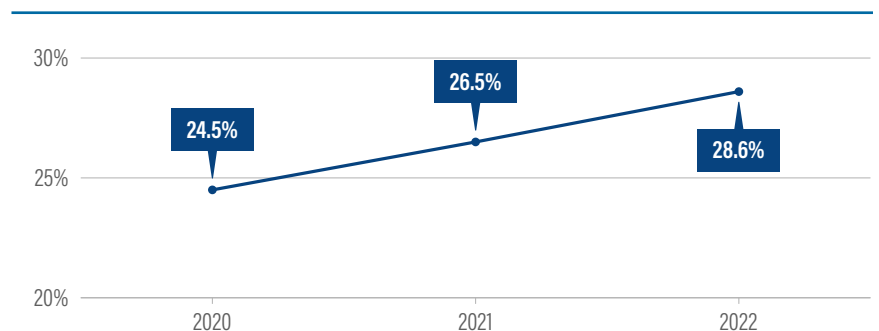
**Number of Estimated Jobs Created by HH Industry between 2017-2022<sup>1</sup>**



**Number of Estimated Impact of HH Payroll on Labor Income between 2017-2022<sup>1</sup>**



**Medicare Advantage State-Level Penetration Rate 2020-2022<sup>2</sup>**



<sup>1</sup> KNG Health Consulting, LLC and the Research Institute for Home Care; (Citing and analyzing from Quarterly Census of Employment and Wages collected by the U.S. Bureau of Labor Statistics, 2017-2022)

<sup>2</sup> KNG Health analysis of Medicare Advantage Enrollment Data between 2020 and 2022.



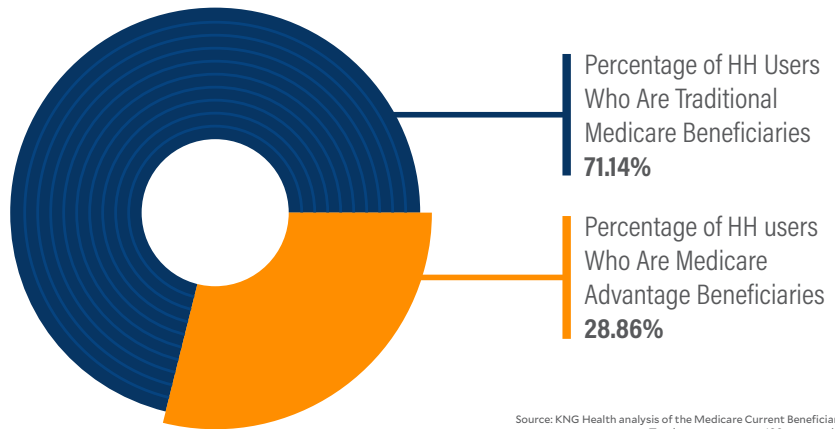
# HOME HEALTH: MASSACHUSETTS HOME HEALTH PATIENT DEMOGRAPHICS

Home health patients in Massachusetts, be they enrolled in the traditional Medicare program or a Medicare Advantage plan, are a racially, socioeconomically, and geographically diverse group.

The Medicare home health benefit covers skilled nursing care and therapy services provided to patients in their own residence. The patient must be under the care of a physician-approved place of care, meet the definition of “homebound,” and be in need of skilled services on an intermittent basis. Patients often receive home health care following an acute care hospital discharge or because they require certain rehabilitation services.

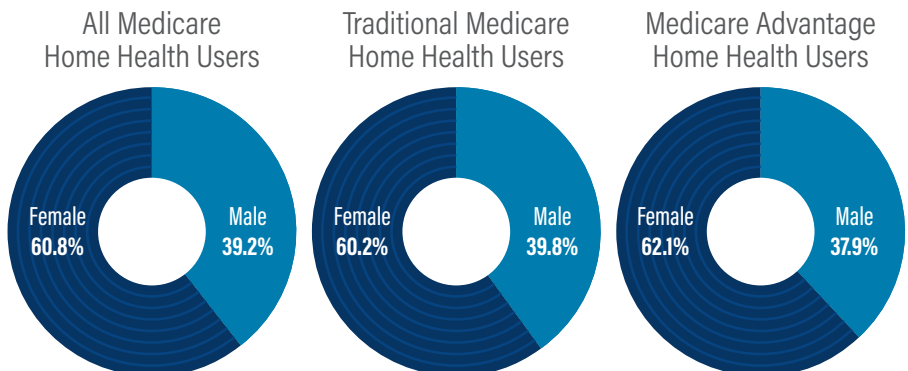
Massachusetts’s home health population includes a diverse set of patients who rely on home health care services daily.

## Distribution of Home Health Users in Traditional Medicare and Medicare Advantage, 2021<sup>1</sup>



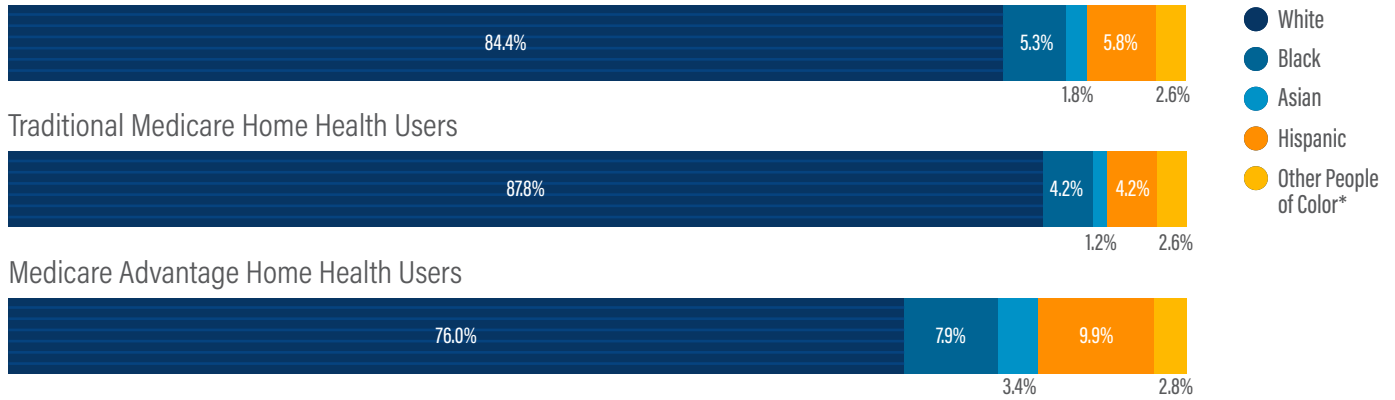
Source: KNG Health analysis of the Medicare Current Beneficiary Survey, 2021. Totals may not sum to 100 percent due to rounding.

## Gender Distribution of All Medicare Home Health Users, Traditional Medicare Home Health Users, and Home Health Users in Medicare Advantage, 2021<sup>1</sup>

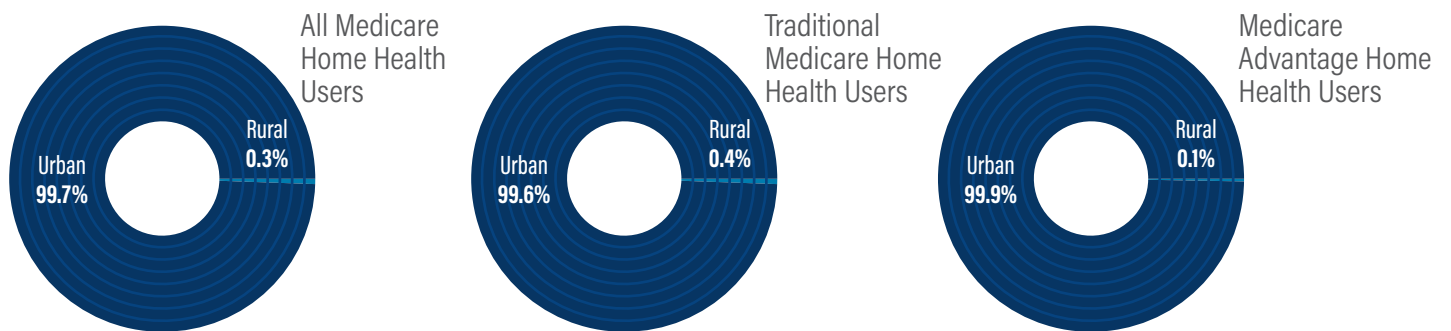


## Race of All Medicare Home Health Users, Traditional Medicare Home Health Users, and Home Health Users in Medicare Advantage, 2021

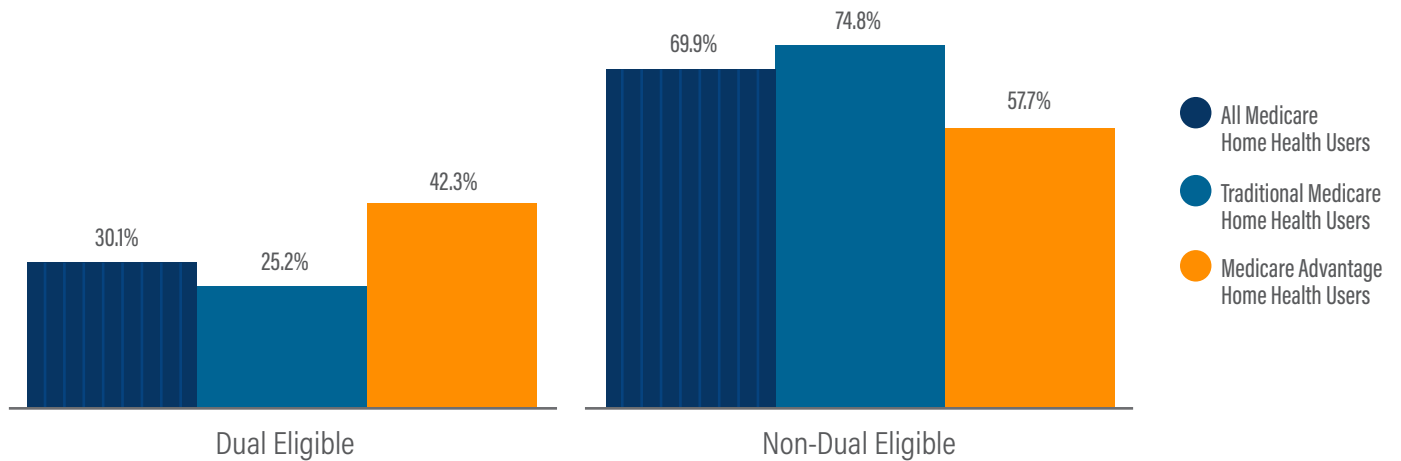
All Medicare Home Health Users



## Share of Medicare Home Health Users, Traditional Medical Home Health Users, and Home Health Users in Medicare Advantage by Urban-Rural Status, 2021<sup>1</sup>



## Dual Eligibility Status of All Medicare Home Health Users, Traditional Medicare Home Health Users, and Home Health Users in Medicare Advantage, 2021



<sup>1</sup>KNG Health analysis of the 100% Medicare Beneficiary Summary File and Home Health Outcome and Assessment Information Set (OASIS) data, 2021